



**Architectural  
Doors &  
Windows  
Limited**

## Folding Doorset System

The ADW folding doorset system is a unique alternative to French or sliding patio doors,

It is the only option which will allow your room and garden to become one, blending the garden or patio area with the inside.

This product can be used in a number of applications to maximize the opening area between inside and outside, Whether that be Restaurants, Cafes and other commercial Buildings or a Sunroom, Conservatory, Balcony or pool in a residential property, the applications are endless.

When there are 3, 5 or 7 door leafs they can be folded back to one side in a concertina effect and then left fully open or alternatively just one door can be opened, if you desire.

When there are 4 or 6 leafs the main leaf will be hinged to one side with the other leafs folding back in the opposite direction again offering a complete opening,

Alternatively a 6 leaf door can open from the centre with 3 leafs folding back to each side.

The folding doorset system can be ordered with the doors opening into the property or outward as desired and you can also choose in which direction you wish the folding doors to open.

To ensure the door opens effectively the maximum leaf size is 900mm X 2400mm however we can manufacture and will consider requests for sizes out with the standard parameters.

The product is produced with timber from sustainable sources and manufacture with a commitment to the environment.



In order to achieve various design looks we can manufacture with solid transoms & mullions, overlays bars or glazing bars within glass units to achieve a finer bar look, along with various glass, timber material and finish options we can offer a product suited to your design needs.

Matching sidelights and hinged doorsets are also available so that other items within the same location will not look out of place and will blend into the overall design requirements.

9 – South Wardpark Place - Wardpark South – Cumbernauld – Glasgow - G67 3HX

Tel : 01236 780022

Fax : 01236 780021

E-mail : sales@adwlimited.co.uk

Web: www.adwlimited.co.uk

## The Finest Quality Timber

We only use timber from sustainable forests to manufacture our products. European and Russian redwood, carefully selected by ourselves to ensure we reach the highest standard of quality and in accordance with BS1186 Part 1 1986, is mainly used to produce our products.

Where specified our doors systems can also be manufactured using the finest Hardwood with choices varying from Brazilian Cedar to Oak.

## Lamination

Timber is laminated before it reaches the machinery, this allows the most suitable parts to be used and reduces warping of the wood to achieve the best performance and look.

## Factory Pre-Finishing

Our products are supplied pre-finished. Our standard finish consists of a two-coat micro-porous water based paint. However factory pre-finishing is also available in a stain. The finish is applied to the timber using a spray method, which provides excellent coverage and allows us to effectively cover all areas of the product. Because of the care we take in pre-finishing our product maintenance intervals can be reduced.

## Glass

As standard our windows are fitted with 24mm thick, sealed double glazing units. These compose of 2x4mm Toughened glass and a 16mm cavity. The inner pane has a low 'E' coating and complies with Part L of the Building Regulations. . Active glass and other variations are available on request

## Ironmongery

The doors are produced using an adjustable 3D hinge from Columbus. These allow easy adjustment to the doors position in all three dimensions and are quick and straightforward to mount. They are maintenance free and come in a gold or silver finish.

The sliding ironmongery used is of steel construction with ball bearings that are lubricated for life, available in a gold or silver finish.

The handles are from the Hoppe Tokyo range, available in gold colour, silver colour, black or white.

The main locking mechanism consists of a 3-point locking system and a Slave door lock, both of which are from Yale's Sold Secure range and provide optimum security.

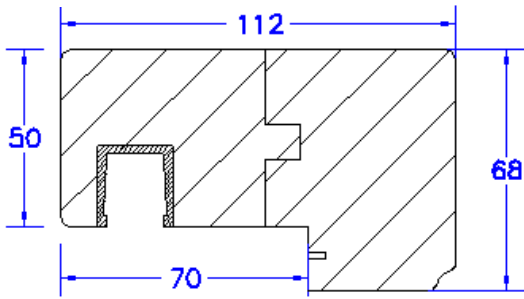
Sizes	Widths	Widths
3 Doorleaves	2315mm (minimum) – 2765mm (maximum)	4 Doorleaves 3050mm (minimum) – 3650mm (maximum)
5 Doorleaves	3805mm (minimum) – 4505mm (maximum)	6 Doorleaves 4500mm (minimum) – 5200mm (maximum)
7 Doorleaves	5305mm (minimum) – 6355mm (maximum)	

Heights are generally between 2100mm – 2400mm

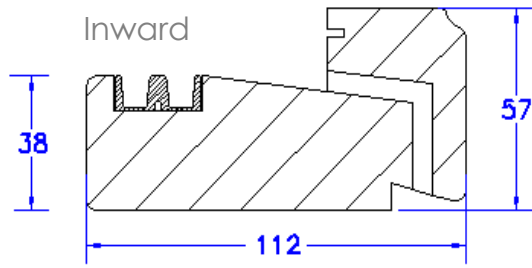
**Other sizes will be considered on request**

# TECHNICAL DETAILS

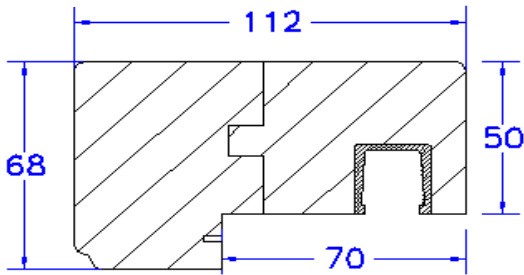
Inward Folding Frame



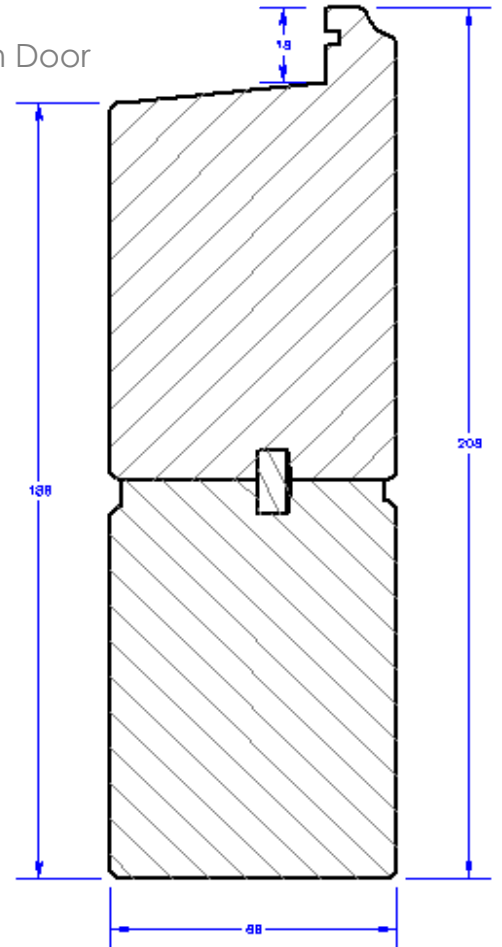
Inward



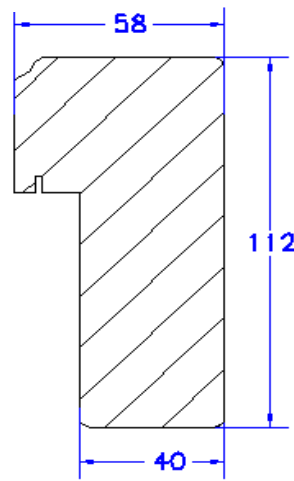
Outward Folding



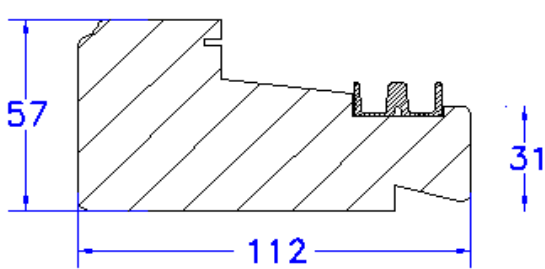
Bottom Door



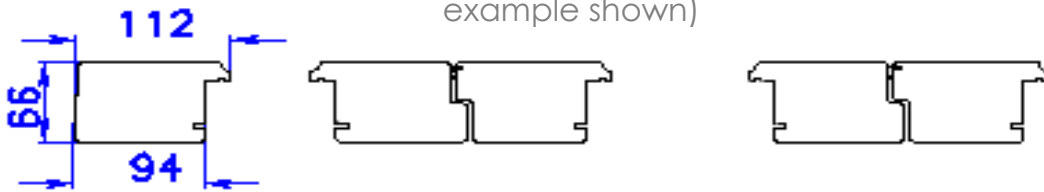
Frame



Outward



Door Section (3 leaf door example shown)



Drawings are not to scale